


General information

PVS5320210530

The AT 10 weight transmitter has a 20-pole terminal block for the connection of 4 load cells and a 20 ÷ 28 Vdc power supply. The input signal ranges from 3 to 30mV. The DIN bar is available for the mounting of the weight transmitter AT 10. Furthermore, it is possible to adjust the minimum capacity and the maximum capacity of the weighing system (zero and full scale adjustment) via the DIP-Switch and the multi-turn trimmer.



Technical Manual: [at-10-n_en.pdf](#)

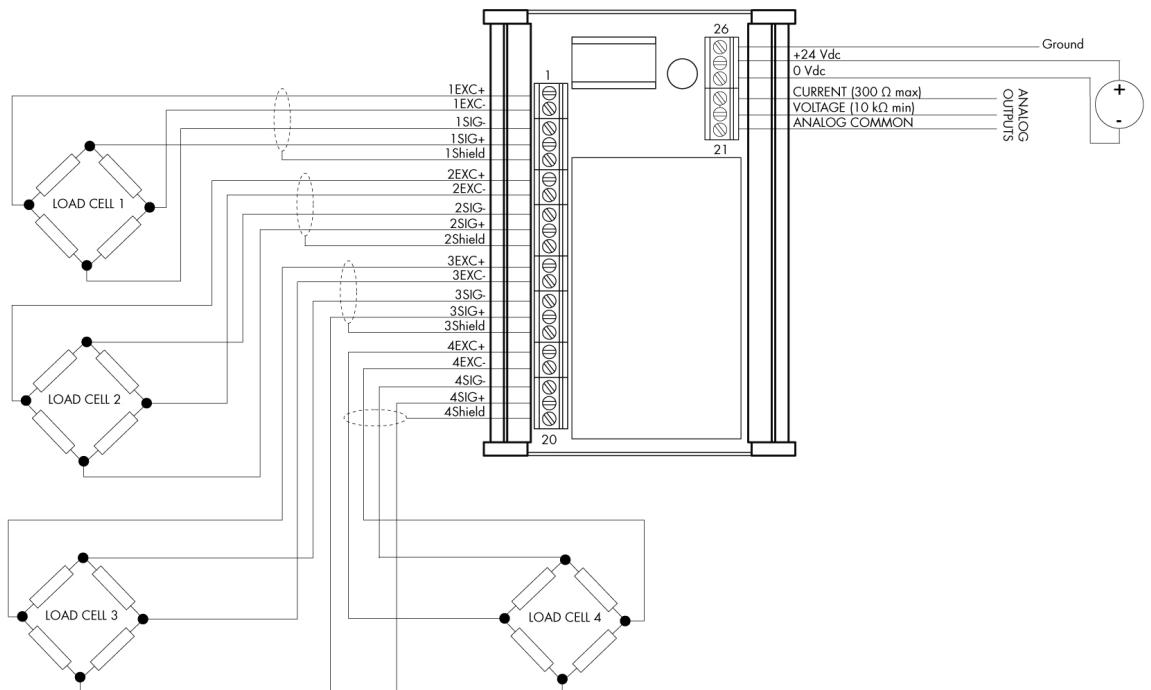
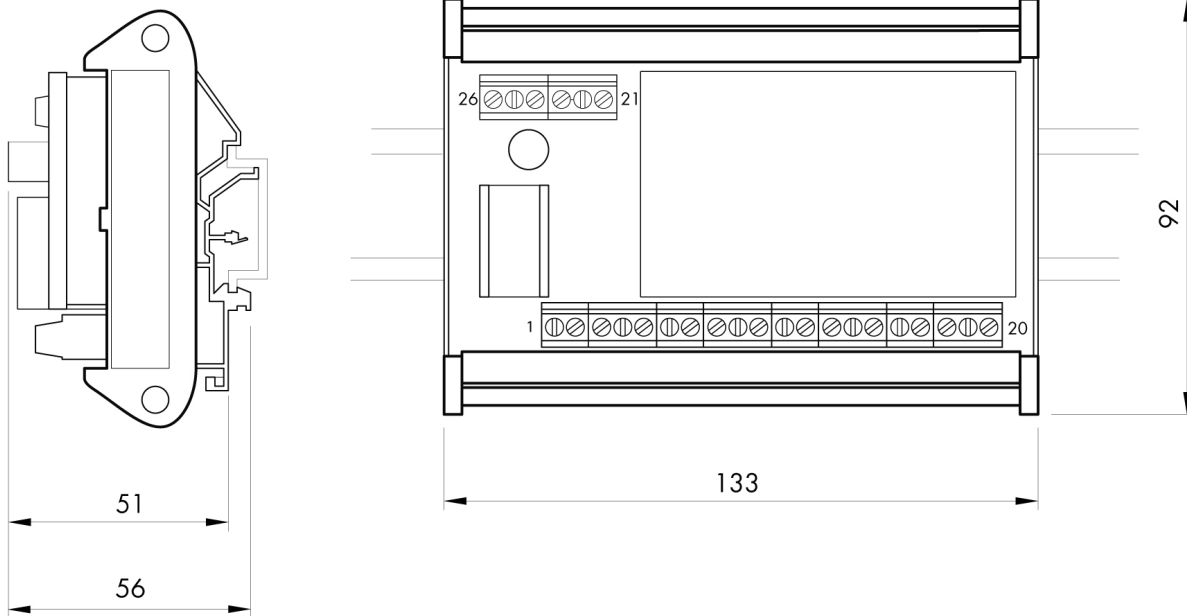
All indicated data may be changed without notice.
All the measures indicated are expressed in millimeters (mm).

Technical specifications

PVS5320210530

Full scale non-Linearity:	±0.02%
Transducer input voltage:	10 Vcc (max 4 load cells 350 Ohm)
Temperature range:	-10 ÷ +50°C (max umidity 85% without condensation)
Storage temperature:	-20 ÷ +70 °C
Temperature drift analog output:	0.005% FS/ °C
Power supply:	24 Vdc ±15%
Regulatory compliance:	EN50081-1, EN5002-2 EMC, EN61010-1 LVD
Dimensions:	133 x 92 x 56 mm (L x H x D)
Power consumption:	6 W
Thermal stability:	20 ppm/ °C
Full scale (FS):	3÷30 mV/V
Analog outputs:	0÷5 Vdc, 0÷10 Vdc, 0÷20 mA, 4÷20 mA
Analogic filter:	Set up by single turn trimmer 270°C

All indicated data may be changed without notice.
All the measures indicated are expressed in millimeters (mm).



All indicated data may be changed without notice.
 All the measures indicated are expressed in millimeters (mm).